



2022 PIT-UN Network Challenge Grant Application FINAL

 Select the primary institution that will be receiving grant funding

Add the Principal Investigator to this Application

We ask that you please add the Principal Investigator to this application

*(<https://submittable.help/en/articles/3654810-how-can-i-invite-people-to-collaborate-with-me-on-a-submission>) as a **Collaborator** so we can maintain contact with them throughout the grant application and throughout the grant period. Follow the directions below to add the **Principal Investigator** to this application.*

In the upper right-hand corner of this application, you will see a link **Invite Collaborators**. Click on **Invite Collaborators**. A Dialog box will appear, asking you to enter the email addresses of your collaborators. Enter those addresses, then click **Invite**.

Invited collaborators will receive an email, letting them know you've invited them to collaborate on a draft submission using Submittable.

After you've sent invitations to collaborate, you can click on the **Invite Collaborators** link again anytime to see the status of your invitations. In the row for each invitee who has not yet accepted their invitation, you will see a **Pending** indication. There will also be a trash can next to each person's name so that the **Submission Owner** can remove anyone that they no longer want to collaborate on the submission.

The **Submission Owner** is always the person who has sent invitations and will be the only user who can submit the application after it is completed by the group. **Collaborators** will be able to contribute responses and save drafts at any time.

PROJECT NAMING CONVENTION

2022 Network Challenge Example of Expansion/Scale Application Form Fields

The answer to the next question will be used to create a unique identifier for this submission and project. The unique id created in this step will follow the application form submission through project reporting if accepted.

We need all submissions to follow the same naming convention, Member Institution code from the chart below **HYPEN** Type of submission (N=new, E=Expansion) **AND** if the project also is a (D=Data, R=Research) **SPACE** Submission Name.

You MUST start your proposal with the recognized 3 or 4 letter institution abbreviation associated with your institution (view the codes in the chart below)

New Project Example: My university is the University of Mississippi (UMIS) and this will be my first submission of a new project for my institution the title *Exploration in PIT*. My proposal submission name would be **UMIS-N** Exploration in PIT.

New Data Project Example: My university is the Colorado Community College System (CCCS) and this will be my first submission of a data project titled *Data Anomalies in Justice*. My proposal submission name would start with **CCCS-ND** Data Anomalies in Justice.

Expansion Research Project Example: My university is the University of New Mexico (UNM) and this will be my third submission that is an expansion of a previous research project with the title *AI in Cancer Research*. My proposal submission name would be **UNM-ER** AI in Cancer Research.

Institution		Institution		Institution	
Code	Institution	Code	Institution	Code	Institution
ASU	Arizona State University	MIT	Massachusetts Institute of Technology	UOS	The University of the South
BOSU	Boston University	MDC	Miami Dade College	UAZ	University of Arizona
CALP	Cal Poly State University	NAZC	Nazareth College	UBAC	University of Basque County
CMU	Carnegie Mellon University	NYU	New York University	UCB	University of California Berkeley
CWRU	Case Western Reserve University	NORU	Northeastern University	UCSC	University of California Santa Cruz
CEPI	CEPI FGV Direito-San Paulo	OCOE	Olin College of Engineering	UCHI	University of Chicago
CSUO	Cleveland State University	PRGS	Pardee RAND Graduate School	UEDI	University of Edinburg
COLU	Columbia University	PSU	Penn State University	UIC	University of Illinois at Chicago
CORU	Cornell University	PEPU	Pepperdine University	UMA	University of Massachusetts at Amherst
FORU	Fordham University	PRIU	Princeton University	UMIC	University of Michigan
FIU	Florida International University	RIT	Rochester Institute of Technology	UPEN	University of Pennsylvania
GEOU	Georgetown University	SJSU	San José State University	URIJ	University of Rijeka
GSU	Georgia State University	STAU	Stanford University	USZE	University of Szeged
GIT	Georgia Institute of Technology	STC	Stillman College	UVA	University of Virginia
HARU	Harvard University	CUNY	The City University of New York	UWAS	University of Washington
HOWU	Howard University	GWU	The George Washington University	VTEC	Virginia Tech
IIT	Illinois Institute of Technology	TEMU	Temple University	WMAR	William & Mary
IUB	Indiana University Bloomington	OSU	The Ohio State University	WPI	Worcester Polytechnic Institute
LOLC	Le Moyne-Owen College	UTA	The University of Texas at Austin		

 **Project Title--Unique Identifier for this Grant Application ***

The answer to the next question will be used to create a unique identifier for this submission and project. The unique id created in this step will follow the application form submission through project reporting if accepted.

We need all submissions to follow the same naming convention, Member Institution code from the chart below **HYPEN** Type of submission (N=new, E=Expansion) **AND** if the project also is a (D=Data, R=Research) **SPACE** Submission Name.

You MUST start your proposal with the recognized 3 or 4 letter institution abbreviation associated with your institution (view the codes in the chart below)

New Project Example: My university is the University of Mississippi (UMIS) and this will be my first submission of a new project for my institution the title *Exploration in PIT*. My proposal submission name would be **UMIS-N** Exploration in PIT.

New Data Project Example: My university is the Colorado Community College System(CCCS) and this will be my first submission of a data project titled *Data Anomalies in Justice*. My proposal submission name would start with **CCCS-ND** Data Anomalies in Justice.

Expansion Research Project Example: My university is the University of New Mexico (UNM) and this will be my third submission that is an expansion of a previous research project with the title *AI in Cancer Research*. My proposal submission name would be **UNM-ER** AI in Cancer Research.

 **I confirm I have entered the Project Name according to the format requested** *

Before checking this box, make sure the project is named according to the format listed above.

Institutional Grant Administration Contacts

Please add the Institution's Grants Office or Sponsored Research Office Point of Contact's name *

First Name

Last Name

Please add the Institution's Grants Office or Sponsored Research Office Point

2022 Network Challenge Example of Expansion/Scale Application Form Fields

of Contact's email *

Please add the Institution's Grants Office or Sponsored Research Office Point of Contact's phone number *



Please add the Primary Institution Signatory's Name *

First Name


Last Name

Please add the Institution's Signatory's title *

Limit: 60 characters

Please add the Institution's Signatory's contact email *

Please add the Institution's Signatory's contact phone number *



BASIC PROPOSAL INFORMATION

2022 Network Challenge Example of Expansion/Scale Application Form Fields

Is your institution a 2019, 2020, or a 2021 Grantee? *

- 2019 Grantee 2020 Grantee 2021 Grantee
 No

⚠ By checking this box, I understand that our institution cannot request a renewal (expansion) for any grant we have an active extension and that extended project has not been complete by the end of the application window. By checking the box, I understand the active extensions to our institutional grants limits the number and type of applications our institution can submit.

■ Project Summary (250 word limit) *

Limit: 250 words

■ Project Start Date *

The project start date must be after January 1, 2023, and before the project end date of April 30, 2024.

■ Project End Date *

The project must end by April 30, 2024.

2022 Network Challenge Example of Expansion/Scale Application Form Fields

Will this grant be used to support work that includes interacting or communication with minors

(individuals under age 18)? *

- Yes. grant be used to support work that includes interacting or communication with minors (individuals under age 18)
- No

Will any part of this grant funding be used to conduct lobbying as defined by federal tax law? *

- Yes
- No

PROJECT FUNDING SELECTION

Two Distinct Funding Tranches: up to \$90,000, and \$90,001 up to \$180,000.

There is a limit to the number of proposals an institution can submit:

- **New 2022 PIT-UN Network members** can submit a total of **three proposals** for *new projects*. **Only one proposal can fall within Tranche 2: up to \$180,000 (\$90,001 > \$180,000) for direct and indirect costs.**
- **Current PIT-UN Network members** can submit *three proposals* for *new projects*.
- **And current PIT-UN Network members can also** submit any number of proposals for *additional funding to continue and/or scale a previously funded project that meets the eligibility requirements noted below.* **Any number of these projects can fall within Tranche 2: up to \$180,000 (\$90,001 > \$180,000) for direct and indirect costs.**

**Note: Proposals that received funding from the PIT-UN Network Challenge in 2019 and have received additional funding in both 2020 and 2021 are not eligible to apply for additional funding this year to continue and/or scale the project. Proposals that received funding from the PIT-UN Challenge in 2019 but only received one year of additional funding in either 2020 or 2021 may apply for additional funding this year to continue and/or scale their project*

Research or Data Collection Projects

The Challenge Fund recognizes that proposals for projects with significant research components and/or projects that will involve the collection and interpretation of data may require additional expert review.

Therefore, if your proposed project falls under either or both of the following categories, you will be asked to answer an additional set of questions.

Note that these types of projects will not receive special or additional consideration and will not be prioritized above other applications.

I am submitting a Challenge proposal for: *

a New Project

additional funding to continue and/or expand/scale my project

***Note: Proposals that received funding from the PIT-UN Challenge in 2019 and have received additional funding in both 2020 and 2021 are not eligible to apply for additional funding this year to continue and/or scale the project.**

Proposals that received funding from the PIT-UN Challenge in 2019 but only received one year of additional funding in either 2020 or 2021 may apply for additional funding this year to continue and/or scale their project.

My project also: *

Is NOT a Data Collection/Interpretation OR a Research Project

is a Data Collection or Data Interpretation Project

is a Research Project

is both a Data Collection and a Research Project

IDENTIFICATION OF GRANT PRIORITY AREAS AND ISSUES

Select the Network Challenge priority area(s) your project addresses (select one). *

Educational Offerings

Career Pipeline and Placement

Faculty & Institution Building

Strengthening the PIT University Network

2022 Network Challenge Example of Expansion/Scale Application Form Fields

Select up to four issue up to four issue areas that the proposal you are submitting

seeks to address. *

- | | | |
|---|--|--|
| <input type="checkbox"/> Access, Digital Divide, & Digital Literacy | <input type="checkbox"/> Civic Tech | <input type="checkbox"/> Community Technology |
| <input type="checkbox"/> Crisis & Disaster Response | <input type="checkbox"/> Data & Algorithms | <input type="checkbox"/> Design (accessible, inclusive, participatory) |
| <input type="checkbox"/> Digital Privacy & Security | <input type="checkbox"/> Diversity, Equity & Inclusion | <input type="checkbox"/> Government Technology |
| <input type="checkbox"/> ICT4D- Information & Communications Tech for Development | <input type="checkbox"/> Media and Journalism | <input type="checkbox"/> Movement, Organizing, & Activist Tech |
| <input type="checkbox"/> Nonprofit Technology | <input type="checkbox"/> Open Data & Transparency | <input type="checkbox"/> Open Source & Creative Commons |
| <input type="checkbox"/> Policy (Internet freedom, net neutrality, & more) | <input type="checkbox"/> Political Technology | <input type="checkbox"/> Public Science |
| <input type="checkbox"/> Technology Cooperatives | <input type="checkbox"/> Other | |

PRINCIPAL INVESTIGATORS, PROJECT COLLABORATORS, AND ADMINISTRATIVE OFFICERS' INFORMATION

A person may be listed as the Principal Investigator (PI) on only one Challenge application, but individuals may be listed as collaborators on multiple applications.

Proposals that are a collaboration between two or more universities should submit one single application, explaining the nature of the collaboration in their application.

Please select the Principal Investigator's Institution *

Select...

Please add the Principal Investigator for the project on this application. *

Last Name

■ Please add the Principal Investigator's title and department for the project on this application (10 word limit) *

Limit: 10 words

■ Please add the Principal Investigator's email for the project on this application.

● Does this proposal have any non-primary institution collaborators? *

Yes

No

■ PROJECT INFORMATION, OBJECTIVES, PLAN, OUTCOMES, AND DELIVERABLES

Describe your project in one (1) sentence--Elevator Pitch (25 word limit) *

Limit: 25 words

2022 Network Challenge Example of Expansion/Scale Application Form Fields



Project Plan for Expansion and/or Scale Project Plan

Describe your proposed project, including:

1. Objectives
2. Method and process to meet those objectives
3. Evaluation plan with measurable outcomes and/or indicators of success
4. How will you design the project's next year(s) for community involvement, feedback, and shared ownership of the proposed project?
5. To the extent that you can respond at this juncture: How do you intend to build on your accomplishments to date and learn from missed opportunities in a potential second or third year?
6. Timeline

Describe your Expansion Project Plan (750 word limit) *

Limit: 750 words

Describe your proposed project, including:

1. Objectives
2. Method and process to meet those objectives
3. Evaluation plan with measurable outcomes and/or indicators of success
4. How will you design the project's next year(s) for community involvement, feedback, and shared ownership of the proposed project?
5. To the extent that you can respond at this juncture: How do you intend to build on your accomplishments to date and learn from missed opportunities in a potential second or third year?
6. Timeline

Describe the measurable outcomes or deliverables you will produce during the project. (200 word limit) *


Limit: 200 words

2022 Network Challenge Example of Expansion/Scale Application Form Fields



IMPACT

In this section, you will be asked to describe the rationale for the project. That is, please explain how the project appears likely to meaningfully advance the field of Public Interest Technology and further the goals stated in this RFP. It will be helpful to list the assumptions the project is making about its work, its prioritized activities, and its intended impact over time.

 Please describe the rationale for continuing the project, what the project has accomplished to date, and how it connects to the project's theory of change (more information on theory of change can be found on the PITcases.org/challenge/RFP APPLICATION FORMS). That is, please explain how the project appears likely to meaningfully advance the field of Public Interest Technology and further the goals stated in this RFP. It will be helpful to list the assumptions the project is making about its work, its prioritized activities, and its intended impact in a potential second or third year. How, if at all, will the project complement your project team's institutional plan(s) to advance the field of Public Interest Technology within academia? How does the project complement or build on existing work at other institutions? (500 word limit).

Limit: 500 words 

More information on the theory of change can be found on the PITcases.org/challenge/RFP APPLICATION FORMS (<http://pitcases.org/2022-challenge>).

QUALIFICATION AND CAPACITY

Please provide an answer for all of the following questions:

- What experience or prior work among project team members demonstrates deep knowledge of the field of Public Interest Technology and/or other fields relevant for your proposed project?
- Why are you and your institution well-positioned to undertake this project?

■ Please provide answers for all the following questions:

- What experience or prior work among project team members demonstrates deep knowledge of the field of Public Interest Technology and/or other fields relevant for your proposed project?
- Why are you and your institution well-positioned to undertake this project?

Limit: 300 words

■ INSTITUTIONAL SUPPORT AND BUDGET DESCRIPTION

In this first section, you will input the total budgeted amount for the major categories (eg: salaries, travel, community support, etc.) of expenses in the proposed budget.

In the second section, you will be summarizing major expense categories as well as answering additional questions on your project's budget.

Additional Questions you will have to answer for specific proposals:

- **For proposals requesting up to \$90,000 only:** How has your university or institution demonstrated buy-in for your project that will help sustain the project's impact?
- **For proposals requesting between \$90,001 and \$180,000 only:** What specific commitments from your university do you have to support your project and sustain its impact?

In the final section of the Institutional Support and Budget Summary, you will upload a budget following the attached New Venture Fund template (found on [PITcases.org/challenge/RFP APPLICATION FORMS](http://pitcases.org/challenge/RFP_APPLICATION_FORMS) (<http://pitcases.org/2022-challenge>)) **Include any funds that you intend to contribute from your institution or other sources.**

■ The following questions are determined by the amount of the proposal's submitted budget. This proposal's requested Challenge grant funding request is for: for: *

up to \$90,000

between \$90,001 and \$180,000

Additional Questions you will have to answer for specific proposals:

- **For proposals requesting up to \$90,000 only:** How has your university or institution demonstrated buy-in for your project that will help sustain the project's impact?
- **For proposals requesting between \$91,000 to \$180,000 only:** What specific commitments from your university do you have to support your project and sustain its impact?

Total Budgeted amount for the program/project (Total-full budget for the program/project) *

\$ USD

Total Budgeted PIT-UN Funded Budget Request *

\$ USD

Total In-Kind University Funding *

\$ USD

Total In-Kind External University Funding *

\$ USD

Total Budgeted Amount for Salaries *

\$ USD

Total Budgeted Amount for Travel & Conferences *

\$ USD

Total Budgeted Amount for Other Significant Expenditures *

\$ USD

2022 Network Challenge Example of Expansion/Scale Application Form Fields

Total Budgeted Amount for Community Support*

\$ USD

INSTITUTIONAL SUPPORT AND BUDGET DESCRIPTION

Please provide an answer for all of the following questions: (300-word limit)

- Summarize any additional major categories expenses in the proposed budget that was not captured above.
- How does the budget support plans for institutionalizing this project after the completion of the grant period?

Institutional Support and Budget Narrative (300 word limit) *

Limit: 300 words

Please provide an answer for all of the following questions: (300-word limit)

- Summarize any additional major categories expenses in the proposed budget that was not captured above.
- How does the budget support plans for institutionalizing this project after the completion of the grant period?

Please Upload the Completed NVF Budget Document *

Upload a file. No files have been attached yet.

Acceptable file types: .xls, .xlsx, .zip

Please upload a budget following the attached New Venture Fund template (found on [PITcases.org/challenge/RFP APPLICATION FORMS](http://pitcases.org/challenge/RFP_APPLICATION_FORMS) (<http://pitcases.org/2022-challenge>)) **Include any**

2022 Network Challenge Example of Expansion/Scale Application Form Fields

funds that you intend to contribute from your institution or other sources.

EQUITY, DIVERSITY, AND INCLUSION

Please answer the following questions in your response to the fullest extent you are able:

- What are the major barriers to equity and access related to Public Interest Technology, as your institution and project team understands them?
- In what ways will your project's objectives and method address a subset of those problems?
- Describe how the proposed project will conduct recruitment, engagement, and retention activities of historically excluded communities.
- What sources of bias is this project subject to? What mitigation strategies will be employed to combat bias and generate more equitable outcomes?
- What record do you have of serving ethnically, racially, socioeconomically diverse and underrepresented populations? If not yet in place, describe how you would use this funding to engage, serve, and collaborate with those populations in ways that are informed by best practices.

Equity, Diversity, and Inclusion (750 word limit) *

Limit: 750 words

OPTIONAL DEMOGRAPHIC INFORMATION

Providing demographic information is optional and designed to help PIT-UN measure and strengthen its impacts on equity, diversity, and inclusion.

Would you like to provide optional demographic information?

Yes, I wish to provide optional demographic information.

No, I do not wish to provide optional demographic information.

PARTNERSHIP

List the partners, if any, that you have formally engaged or plan to formally engage to undertake this project? See “Evaluation Criteria” for a list of partnerships that the Challenge is looking for. **Note that you will need to upload letters of commitment from all named partners with this application.**


For each partnership, describe how you have cultivated a meaningful and equitable relationship with the partner entity.

See “Evaluation Criteria” for guidance on meaningful and equitable partnerships. If this project includes a partnership with one or more additional universities, please describe how the partnership will operate, including division of work, the role of Principal Investigators, and allocation of funds.


Does your proposal have or will have partners?

- Yes, we have formally engaged partners for this proposal
- Yes, we have informally engaged partners for this proposal
- No, this proposal will not engage partners

RELEVANT WORK

 Please include a link to any previous relevant work (e.g., previous publications, evidence of partnerships) and an accompanying brief description of what is included in the link.

example.com

 Please describe any previous relevant work referenced in the link above (200 word limit)

Additional Relevant Work Documentation

Choose File

Select up to 10 files to attach. No files have been attached yet. You may add 10 more files.

Acceptable file types: .csv, .doc, .docx, .odt, .pdf, .rtf, .txt, .wpd, .wpl, .gif, .jpg, .jpeg, .png, .svg, .tif, .tiff, .aac, .aiff, .flac, .m4a, .mp3, .ogg, .wav, .wma, .3gp, .avi, .flv, .m4v, .mkv, .mov, .mp4, .mpg, .webm, .wmv, .epub, .key, .mobi, .mus, .musx, .ppt, .pptx, .sib, .xls, .xlsx, .zip

Please upload any documents that support the content of your application. Any work uploaded must be explicitly identified and described in the answers to your application questions. Uploads might include strategic plans, departmental plans and budgets, etc.

Due Diligence Document Uploads

Proof of legal status/IRS Letter of Determination: * *

Choose File

Upload a file. No files have been attached yet.

Acceptable file types: .csv, .doc, .docx, .odt, .pdf, .rtf, .txt, .wpd, .wpl, .gif, .jpg, .jpeg, .png, .svg, .tif, .tiff, .epub, .key, .mobi, .mus, .musx, .ppt, .pptx, .sib, .xls, .xlsx, .zip

2022 Network Challenge Example of Expansion/Scale Application Form Fields

Are you able to upload your institution's most recent audited financial documents? *

- Yes, I will upload financial documents from either 2020 or 2021 No

Please upload your Institution 990 *

Choose File

Upload a file. No files have been attached yet.

Acceptable file types: .csv, .doc, .docx, .odt, .pdf, .rtf, .txt, .wpd, .wpf, .gif, .jpg, .jpeg, .png, .svg, .tif, .tiff, .epub, .key, .mobi, .mus, .musx, .ppt, .pptx, .sib, .xls, .xlsx, .zip

List of Board of Directors or Board of Trustees *

Choose File

Upload a file. No files have been attached yet.

Acceptable file types: .csv, .doc, .docx, .odt, .pdf, .rtf, .txt, .wpd, .wpf, .gif, .jpg, .jpeg, .png, .svg, .tif, .tiff, .epub, .key, .mobi, .mus, .musx, .ppt, .pptx, .sib, .xls, .xlsx, .zip

List of main staff for this project *

Choose File

Upload a file. No files have been attached yet.

Acceptable file types: .csv, .doc, .docx, .odt, .pdf, .rtf, .txt, .wpd, .wpf, .gif, .jpg, .jpeg, .png, .svg, .tif, .tiff, .epub, .key, .mobi, .mus, .musx, .ppt, .pptx, .sib, .xls, .xlsx, .zip

Before you hit SUBMIT

2022 Network Challenge Example of Expansion/Scale Application Form Fields

Please make sure that you have invited the Principal Investigator as a collaborator to this application AND they have accepted the invitation. *If the Principal Investigator is not accepted their invitation to this application and you submit the application, there is no way for our teams to communicate with the Principal Investigator throughout the grant award process.*

To review how to add the Principal Investigator:

In the upper right hand corner of this application, you will see a link **Invite Collaborators**. Click on **Invite Collaborators**. A Dialog box will appear, asking you to enter the email addresses of your collaborators. Enter those addresses, then click **Invite**.

Invited collaborators will receive an email, letting them know you've invited them to collaborate on a draft submission using Submittable.

After you've sent invitations to collaborate, you can click on the **Invite Collaborators** link again anytime to see the status of your invitations. In the row for each invitee who has not yet accepted their invitation, you will see a **Pending** indication. There will also be a trash can next to each person's name so that the **Submission Owner** can remove anyone that they no longer want to collaborate on the submission. The **Submission Owner** is always the person who has sent invitations and will be the only user who can submit the application after it is completed by the group. **Collaborators** will be able to contribute responses and drafts at any time.

⚠ I confirm I have invited the Principal Investigator to be a collaborator on this application. *

Before checking this box, make sure you have invited the project's Principle Investigator to this application.

⚠ I confirm the Principal Investigator has accepted the invitation to be a collaborator on this application and has accessed the application. *

Before checking this box, make sure the Principal Investigator has accepted the collaborator invitation and has OPENED this application.

Save Draft

Submit Form

2022 Network Challenge Example of Expansion/Scale Application Form Fields